



HAL
open science

The Minkowski-Lorentz space for Computer Aided Design purposes

Jean-Paul Becar, Lionel Garnier, Lucie Druoton, Rémi Langevin, Laurent Fuchs, Géraldine Morin

► **To cite this version:**

Jean-Paul Becar, Lionel Garnier, Lucie Druoton, Rémi Langevin, Laurent Fuchs, et al.. The Minkowski-Lorentz space for Computer Aided Design purposes. Third International Conference and Expo on Computer Graphics & Animation, Nov 2016, Las Vegas, United States. 2016. hal-02508282

HAL Id: hal-02508282

<https://uphf.hal.science/hal-02508282>

Submitted on 14 Mar 2020

HAL is a multi-disciplinary open access archive for the deposit and dissemination of scientific research documents, whether they are published or not. The documents may come from teaching and research institutions in France or abroad, or from public or private research centers.

L'archive ouverte pluridisciplinaire **HAL**, est destinée au dépôt et à la diffusion de documents scientifiques de niveau recherche, publiés ou non, émanant des établissements d'enseignement et de recherche français ou étrangers, des laboratoires publics ou privés.

The Minkowski-Lorentz space for Computer Aided Design purposes

J. P. Bécar, L. Garnier, L. Druoton, R. Langevin, L. Fuchs, G. Morin

jean-paul.becar@univ-valenciennes.fr (LAMAV-CGAO, CNRS 2956), lionel.garnier@u-bourgogne.fr (LE2i, UMR CNRS 6306), (lucie.druoton,remi.langevin)@u-bourgogne.fr (IMB UMR CNRS 5584), Laurent.Fuchs@univ-poitiers.fr (XLIM-SIC, UMR CNRS 7252), Geraldine.Morin@irit.fr (Laboratoire IRIT, UMR CNRS 5505)

Abstract

This document deals with the Computer Aided Geometric Design with a short presentation of the Minkowski-Lorentz space. This space generalizes to \mathbb{R}^5 the one used in the relativity theory. The Minkowski-Lorentz space offers a more intuitive writing of a sphere given by a point, a normal vector at the point and its curvature. It also eases the use of canal surfaces thus represented by curves. The quadratic computation in \mathbb{R}^3 becomes linear in that space. The use of spheres, canal surfaces and their particular case known as Dupin cyclides is illustrated in a schematic seahorse. The seahorse applies the G^1 connection in the Minkowski-Lorentz space.

Oriented spheres and Pencils

An oriented sphere S with centre Ω and radius $r > 0$ satisfies the relationship $\overrightarrow{\Omega M} = \rho \vec{N}$ with the rule $\rho = r$ (resp. $\rho = -r$) if the unit normal vector \vec{N} to the sphere at point M is getting outside (resp. inside). The power of the point M to the sphere S is defined by $\chi_S(M) = \Omega M^2 - \rho^2$. The set of points solution of $\lambda_1 \chi_{S_1}(M) + \lambda_2 \chi_{S_2}(M) = 0$ is called the spheres pencil defined by S_1 et S_2 . There kinds of pencils exist, a circle based pencil (Fig. 1(a)), a tangent spheres pencil (Fig. 1(b)) a limited points pencil (Fig. 1(c)).




Figure 1: The 3 kinds of spheres pencils in \mathbb{R}^3

The Minkowski-Lorentz space

The quadratic form of Lorentz is defined on the basis $(\vec{e}_0; \vec{e}_1; \vec{e}_2; \vec{e}_3; \vec{e}_\infty)$ by $Q_{4,1}(x_0, x, y, z, x_\infty) = x^2 + y^2 + z^2 - 2x_0 x_\infty$. The light cone C_l satisfies the equation $x^2 + y^2 + z^2 - 2x_0 x_\infty = 0$ in the frame $(O_5; \vec{e}_0; \vec{e}_1; \vec{e}_2; \vec{e}_3; \vec{e}_\infty)$. The unit sphere Λ^4 with centre O_5 in \mathbb{R}^5 is given by :

$$\Lambda^4 = \left\{ \sigma \in \mathbb{R}^5 \mid Q_{4,1}(\overrightarrow{O_5 \sigma}) = \overrightarrow{O_5 \sigma}^2 = 1 \right\}$$

It represents the oriented spheres and planes of \mathbb{R}^3 . A sphere or a plane S is represented by a point σ of \mathbb{R}^5 .

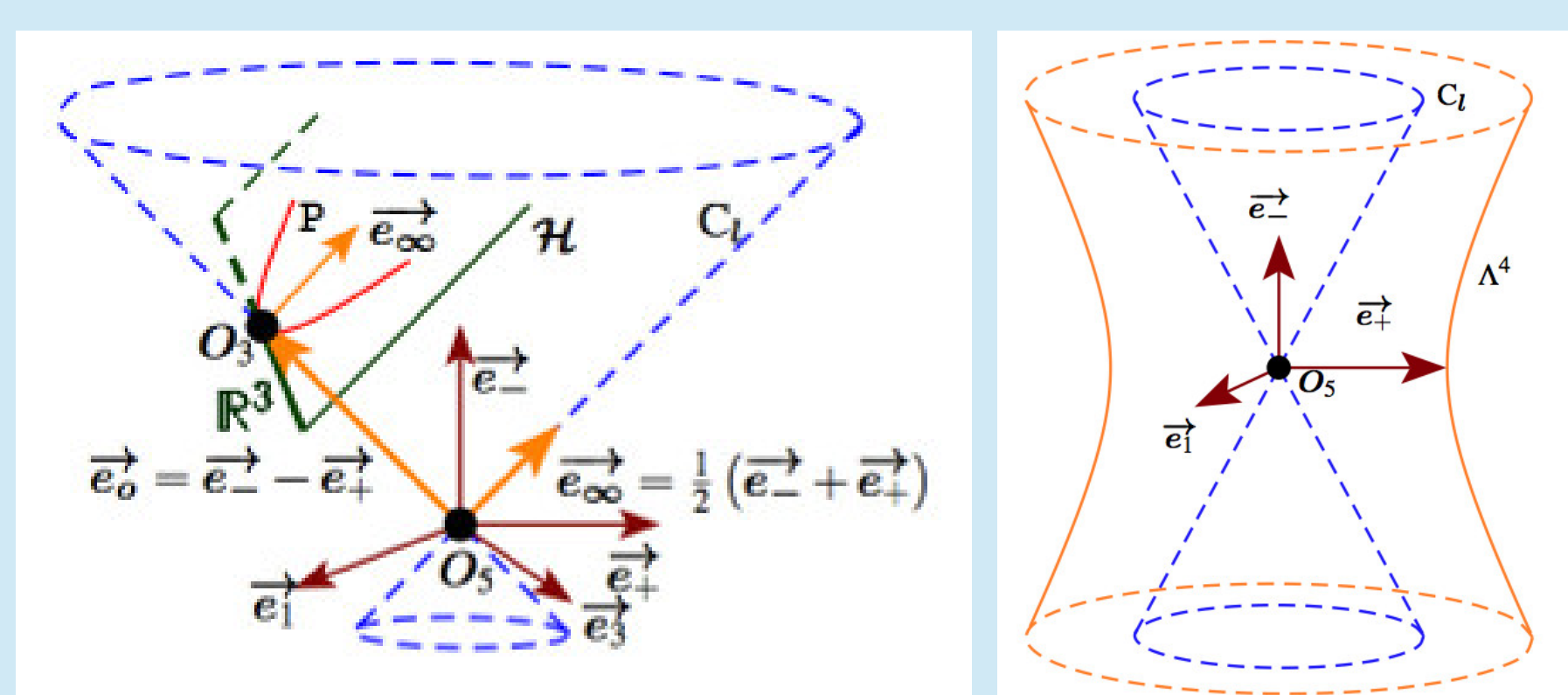


Figure 2: The Minkowski-Lorentz space

Linear pencils of spheres on Λ^4

On the unit sphere Λ^4 any pencil of sphere is represented by the intersection $\mathcal{C} = \Lambda^4 \cap \mathcal{P}$ of a plane called 2-plane \mathcal{P} passing through O_5 . \mathcal{C} is a unit circle seen differently depending on the type of plane.

- If \mathcal{P} is a space-like plane that is $\forall \vec{u} \in \vec{\mathcal{P}}, \vec{u}^2 > 0$ then \mathcal{C} is drawn as an ellipse (Fig.3.(a)). The set \mathcal{C} represents a based circle sphere pencil where all spheres get a common circle.
- If \mathcal{P} is a light-like plane that is $\forall \vec{u} \in \vec{\mathcal{P}}, \vec{u}^2 = 0$ and \mathcal{P} is parallel to a hyperplane tangent at C_l . (Fig.3.(b)) Then the set \mathcal{C} is drawn as two straight lines symmetric wrt O_5 . All spheres in the pencil are tangent at a point.
- If \mathcal{P} is a time-like plane that is $\forall \vec{u} \in \vec{\mathcal{P}}, \vec{u}^2 < 0$ then \mathcal{C} is drawn as a hyperbola and forms a limited points pencil. (Fig.3.(c)) These points are obtained from the light directions of \mathcal{P} .

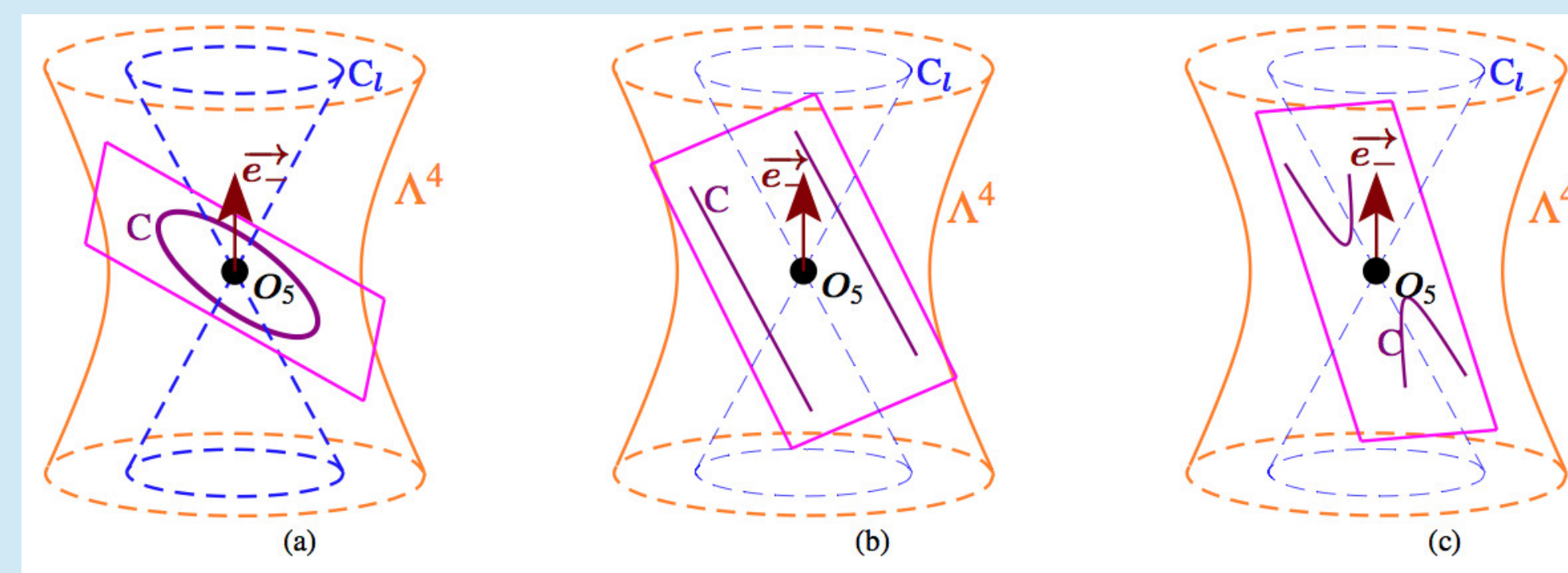


Figure 3: The representation of the three spheres pencil types on Λ^4

Canal surfaces on Λ^4

The envelop of a one-parameter set of oriented spheres in \mathbb{R}^3 defines a canal surface. The cones and the Dupin cyclides are known examples of canal surfaces of degree 2. On Λ^4 , any curve $t \rightarrow \sigma(t)$ represents a canal surface. Its characteristic circles are obtained by the intersection of 2 particular spheres (Fig 4).

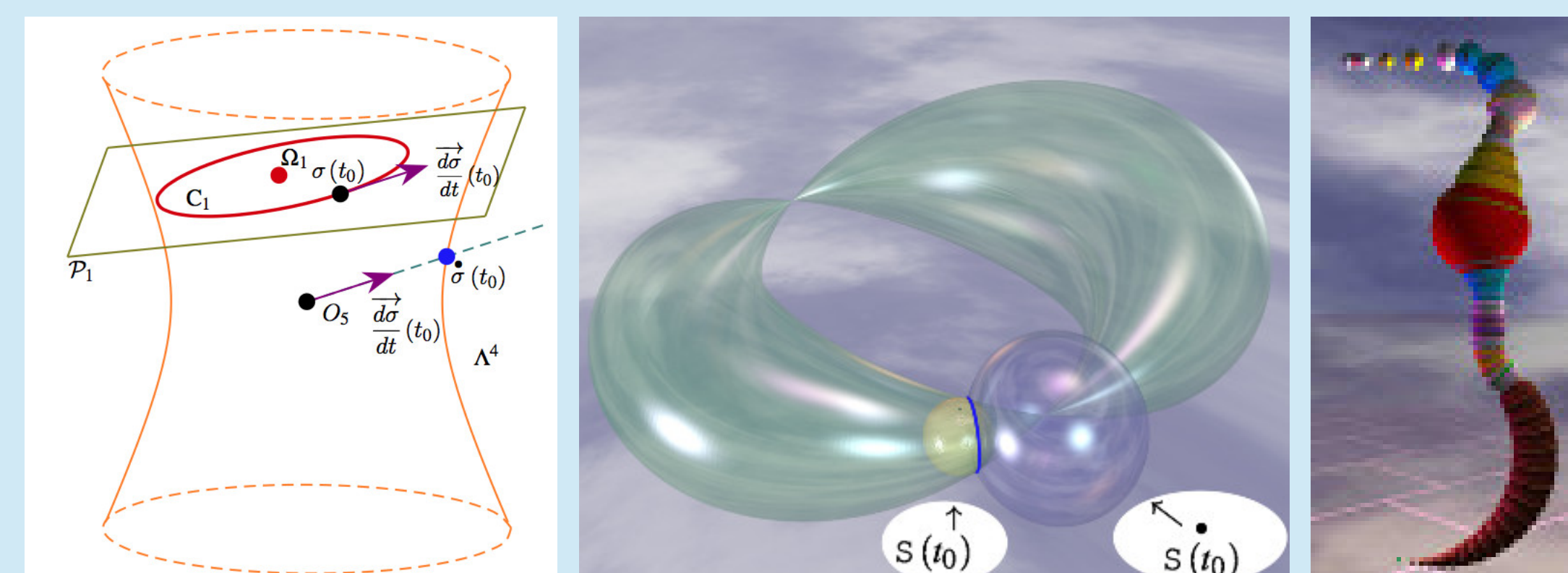


Figure 4: A Dupin cyclide on Λ^4 (left) on \mathbb{R}^3 (centre) and seahorse (right)

On Λ^4 the circle C_l represents a Dupin cyclide. The tangent vector at the curve on point $\sigma(t_0)$ is given by $\frac{d\sigma}{dt}(t_0)$. The characteristic circle of the Dupin cyclide is provided by the intersection of the two spheres $S(t_0)$ and $S(\dot{\sigma}(t_0))$. These spheres are represented in Λ^4 by $\sigma(t_0)$ and $\dot{\sigma}(t_0)$. The last sphere is obtained by the intersection between the half line $\left[O_5; \frac{d\sigma}{dt}(t_0) \right)$ and Λ^4 . The figure 5 shows two cyclides from Λ^4 to \mathbb{R}^3 .




Figure 5: The same representation, on Λ^4 of a Dupin cyclide and of a circular cone: the implementation is the same with or without the point at infinity of \mathbb{R}^3 (M_2 is sent to the infinity), the modeling is the same as envelope of spheres or planes (Dupin cyclide or circular cone).

Conclusion : The Minkowski-Lorentz space offers a new way to handle curves and surfaces for CAD purposes making the computation easier. Algorithms for G^1 joins, not given here, are used to sketch a seahorse as example. **References :**

- [1] BÉCAR J. P., DRUOTON L., FUCHS L., GARNIER L., LANGEVIN R., MORIN G. : Espace de Minkowski-Lorentz et espace des sphères : un état de l'art. In G.T.M.G. 2016 (Dijon , Mars 2016).
- [2] GARNIER L., DRUOTON L., BÉCAR J. P. : surfaces canal et courbes de Bézier rationnelles quadratiques. In G.T.M.G. 2016 (Dijon , Mars 2016).
- [3] GARNIER L., DRUOTON L., BÉCAR J. P. : Points massiques, espace des sphères et hyperbole. In G.T.M.G. 2015 (Poitiers, Avril 2015). <http://gtmg2015.conference.univ-poitiers.fr/>