



HAL
open science

On the Discretization of Robust Exact Filtering Differentiators

Jose Eduardo Carvajal Rubio, Juan Diego Sanchez-Torres, Michael Defoort,
Alexander Loukianov

► **To cite this version:**

Jose Eduardo Carvajal Rubio, Juan Diego Sanchez-Torres, Michael Defoort, Alexander Loukianov.
On the Discretization of Robust Exact Filtering Differentiators. 21st IFAC World Congress, Jul 2020,
Berlin, Germany. pp.5153-5158, 10.1016/j.ifacol.2020.12.1179 . hal-03405590

HAL Id: hal-03405590

<https://uphf.hal.science/hal-03405590>

Submitted on 27 Apr 2022

HAL is a multi-disciplinary open access archive for the deposit and dissemination of scientific research documents, whether they are published or not. The documents may come from teaching and research institutions in France or abroad, or from public or private research centers.

L'archive ouverte pluridisciplinaire **HAL**, est destinée au dépôt et à la diffusion de documents scientifiques de niveau recherche, publiés ou non, émanant des établissements d'enseignement et de recherche français ou étrangers, des laboratoires publics ou privés.

On the Discretization of Robust Exact Filtering Differentiators

J. E. Carvajal-Rubio* J. D. Sánchez-Torres** M. Defoort***
A. G. Loukianov*

* *Dept. of Electrical Engineering, CINVESTAV-IPN, Guadalajara, Zapopan, México, (e-mail: {jecarvajal,louk}@gdl.cinvestav.mx)*

** *Dept. of Mathematics and Physics, ITESO, Tlaquepaque, México, (e-mail: dsanchez@iteso.mx)*

*** *LAMIH, CNRS UMR 8201, Polytechnic University of Hauts-de-France, Valenciennes, France, (e-mail:michael.defoort@uphf.fr)*

Abstract: This paper deals with the design of discrete-time algorithms for the robust filtering differentiator. Two discrete-time realizations of the filtering differentiator are introduced. The first one, which is based on an exact discretization of the continuous differentiator, is an explicit one, while the second one is an implicit algorithm which enables to remove the numerical chattering phenomenon and to preserve the estimation accuracy properties. Some numerical comparisons between the proposed scheme and an existing discrete-time algorithm show the interest of the proposed implicit discrete-time realization of the filtering differentiator, especially when large sampling periods are considered.

Keywords: Nonlinear observers and filter design, Sliding mode control, Observer design.

1. INTRODUCTION

The problems of filtering a noisy signal and differentiation in real-time are crucial issues due to their practical interest in signal processing and control engineering. These problems have been addressed using various methods: Kalman filter (Kalman, 1960), algebraic methods (Mboup et al., 2009), observation techniques (Chitour, 2002; Spurgeon, 2008; Davila et al., 2005) to name a few.

Sliding mode techniques are widely used to design observers due to their exceptional accuracy and robustness properties in the presence of matched perturbations (Edwards and Spurgeon, 1998; Shtessel et al., 2014). However, one of the main disadvantages of these techniques is the chattering phenomenon. High-order sliding mode homogeneous differentiators have been proposed in (Levant, 2003; Levant and Livne, 2011). They give an estimate, in a finite time, of the n derivatives of a signal if its $(n + 1)$ order derivative has a known upper bound. Furthermore, they have shown good robustness properties in the presence of noise and exact finite-time convergence in the absence of noise. A filtering differentiator has been investigated in (Levant and Livne, 2019) in order to exactly differentiate a smooth signal while rejecting a larger class of noises.

In practice, observation algorithms are usually discretized in order to be implemented in a digital environment. However, the discrete-time approximations of the continuous algorithms are far from being straightforward. Indeed, for high-gain and sliding mode differentiators, an inadequate discrete-time version of the algorithms may lead to numerical chattering (Drakunov and Utkin, 1990; Utkin, 1994)

i.e., high oscillations only due to the numerical methods used in the discretization scheme.

Several algorithms have been proposed for the implementation of discrete-time sliding mode controllers (Drakunov and Utkin, 1990; Su et al., 2000; Nguyen et al., 2017; Abidi et al., 2007). Concerning the homogeneous differentiator, some explicit discretization algorithms have been derived in (Livne and Levant, 2014; Koch and Reichhartinger, 2018; Koch et al., 2019; Barbot et al., 2020; Levant and Livne, 2019) in order to preserve the estimation accuracy properties. In (Livne and Levant, 2014), a discrete-time realization of the homogeneous differentiator, which preserves the computational simplicity of the one-step Euler scheme, has been introduced. In (Koch and Reichhartinger, 2018), the proposed discrete algorithm is less sensitive to gain overestimation. A discrete-time differentiator, which includes nonlinear higher-order terms, has been derived in (Koch et al., 2019) in order to preserve the asymptotic accuracy properties known from the continuous-time differentiator despite the presence of noise. The work in (Barbot et al., 2020) extends the results from (Livne and Levant, 2014) while also considering non-homogeneous hybrid differentiators. Explicit discrete-time realization of the filtering differentiator has been proposed in (Levant and Livne, 2019).

Recently, some implicit discretization algorithms have been investigated in order to ensure a smooth stabilization of the sliding surface in discrete-time for the case without disturbance (Acary et al., 2011; Brogliato et al., 2019; Huber et al., 2016; Luo et al., 2019). Such algorithms remove the numerical chattering effects due to the time discretization and allow the use of large sampling

periods without reducing too much the performances. However, implicit methods have only applied to first-order sliding mode controllers (Acary et al., 2011), twisting controllers (Huber et al., 2016; Luo et al., 2019) and super-twisting controllers (Brogliato et al., 2019). Nevertheless, an implicit discretization algorithm has been recently proposed in (Carvajal-Rubio et al., 2019) for the homogeneous differentiator.

This paper proposes two discretization algorithms, based on the recent results presented in (Carvajal-Rubio et al., 2019), for the robust filtering differentiator given in (Levant and Livne, 2019). The first one is an explicit exact discrete-time version of the filtering differentiator, while the second one is an implicit discretization algorithm that removes the numerical chattering effects. Some simulations are given to compare the discrete-time algorithm presented in (Levant and Livne, 2019) with the proposed ones (explicit and implicit methods). It will be shown that the proposed scheme provides estimates of the derivatives of a given signal with good accuracy and robustness properties even when a large sampling period is considered.

The rest of the paper is as follows. Section 2 introduces the problem and recalls some preliminaries on the exact filtering differentiator. In Section 3, two discretization algorithms for the robust filtering differentiator are given (i.e., explicit and implicit discrete-time algorithms). At last, in Section 4, some simulations are done to highlight the interest of the proposed scheme when a significant sampling period is considered.

Notation. For $x \in \mathbb{R}$, the absolute value of x , denoted by $|x|$, is defined as $|x| = x$ if $x \geq 0$ and $|x| = -x$ if $x < 0$. The set-valued function $\text{sign}(x)$ is defined as $\text{sign}(x) = 1$ if $x > 0$, $\text{sign}(x) = -1$ if $x < 0$, and $\text{sign}(x) \in [-1, 1]$ if $x = 0$. For $\gamma \geq 0$, the signed power γ of x is defined as $|x|^\gamma = |x|^\gamma \text{sign}(x)$. In particular, if $\gamma = 0$ then $|x|^\gamma = \text{sign}(x)$.

2. PROBLEM STATEMENT AND PRELIMINARIES

2.1 Problem statement

The objective of a differentiator is obtain online the first n derivatives of a function even if there is noise in the measurement. In this paper, this function is represented as $f_0(t)$, where $f_0 : \mathbb{R} \rightarrow \mathbb{R}$. It is also assumed that this function is at least $(n+1)$ -th differentiable and $|f_0^{(n+1)}(t)| \leq L$ for a known real number $L > 0$. Furthermore, the input of the differentiator is defined as $f(t) = f_0(t) + \Delta(t)$. It is also assumed that $\Delta(t)$ is a Lebesgue-measurable bounded noise with $|\Delta(t)| \leq \delta$ for an unknown real number $\delta > 0$.

In order to compute the derivatives $f_0^{(1)}(t), f_0^{(2)}(t), \dots, f_0^{(n)}(t)$, a state space representation is used. To obtain this representation, the state variables are defined as $x_i(t) = f_0^{(i)}(t)$ and $\mathbf{x} = [x_0 \ x_1 \ x_2 \ \dots \ x_n]^T \in \mathbb{R}^{n+1}$. Therefore, one can obtain the following representation for the differentiation problem in the state space:

$$\begin{aligned} \dot{\mathbf{x}}(t) &= \mathbf{A}\mathbf{x}(t) + \mathbf{e}_{n+1}f_0^{(n+1)}(t) \\ y_o(t) &= \mathbf{e}_1^T \mathbf{x}(t) + \Delta(t) \end{aligned} \quad (1)$$

with the canonical vectors $\mathbf{e}_1 = [1 \ 0 \ \dots \ 0 \ 0]^T$, $\mathbf{e}_{n+1} = [0 \ 0 \ \dots \ 0 \ 1]^T$ and $\mathbf{A} = [0_{1 \times (n+1)} \ \mathbf{e}_1 \ \mathbf{e}_2 \ \dots \ \mathbf{e}_n]$, which is a nilpotent matrix of appropriate dimensions. The representation (1) is interesting in the sense that the successive time derivatives of $f_0(t)$ can be obtained through the design of a state observer.

2.2 Homogeneous high-order differentiator

In order obtain the first n derivatives of a signal $f_0(t)$, a continuous-time observer has been proposed in (Levant, 2003). For $\Delta(t) = 0$, it can be represented in the non-recursive form:

$$\dot{\mathbf{z}} = \mathbf{A}\mathbf{z} + \mathbf{B}\mathbf{u}(\sigma_0) \quad (2)$$

where $\mathbf{u}(\sigma_0) = [\Psi_{0,n}(\sigma_0) \ \Psi_{1,n}(\sigma_0) \ \dots \ \Psi_{n,n}(\sigma_0)]^T$, $\Psi_{i,n}(\cdot) = -\lambda_{n-i}L^{\frac{i+1}{n+1}} [\cdot]^{\frac{n-i}{n+1}}$, \mathbf{B} is identity matrix of appropriate dimensions, $\sigma_0 = z_0 - x_0$ and $\mathbf{z} = [z_0 \ z_1 \ z_2 \ \dots \ z_n]^T$ is the finite-time estimate of the state vector \mathbf{x} using adequate parameters $\lambda_i > 0$ (see (Reichhartinger et al., 2017; Levant, 2018) for instance). Since the function $[z_0 - f(t)]^0$ is discontinuous at $z_0 = f$, the solutions of system (2) are understood in the Filippov sense (Filippov, 2013).

2.3 Finite-time-exact robust filtering differentiator (FTER)

Although, differentiator (2) offers good performance when there exists a Lebesgue-measurable bounded noise $\Delta(t)$ such that $|\Delta(t)| \leq \delta$ with small in average δ , its performance becomes significantly reduced when δ is large. Due to this reason, in Levant (2018), a new finite-time exact robust filtering differentiator has been proposed, with the following structure:

$$\begin{aligned} \dot{\omega}_{i_f} &= -\lambda_{m+1-i_f}L^{\frac{i_f}{m+1}} [\omega_1]^{\frac{m+1-i_f}{m+1}} + \omega_{i_f+1} \\ \dot{\omega}_{n_f} &= -\lambda_{n+1}L^{\frac{n_f}{m+1}} [\omega_1]^{\frac{n+1}{m+1}} + z_0 - g(t) \\ \dot{z}_{i_d} &= -\lambda_{m-i_d}L^{\frac{n_f+1+i_d}{m+1}} [\omega_1]^{\frac{n-i_d}{m+1}} + z_{i_d+1} \\ i_f &= 1, 2, \dots, n_f - 1. \quad i_d = 0, 1, 2, \dots, n. \end{aligned} \quad (3)$$

where $m = n + n_f$, $n_f \geq 0$, n_f is the filtering order and the parameters λ_i are selected as in (2). Moreover, $g(t) = f_0(t) + v(t)$, where $v(t)$ is comprised of $n_f + 1$ components, $v(t) = v_0(t) + v_1(t) + \dots + v_{n_f}(t)$, $v_j(t)$ is a signal of the global filtering order j and the j th-order integral magnitude $\epsilon_j \geq 0$ with $j = 0, 1, \dots, n_f$. More details can be founded in (Levant and Livne, 2019). In (Levant and Livne, 2019), it is shown that differentiator (3) offers the following accuracy:

$$\begin{aligned} |z_i - f_0^{(i)}(t)| &\leq \mu_i L \rho^{n+1-i}, \quad \mu_i > 0, \quad i = 0, 1, 2, \dots, n. \\ \rho &= \max \left[\left(\frac{\epsilon_0}{L} \right)^{\frac{1}{n+1}}, \left(\frac{\epsilon_1}{L} \right)^{\frac{1}{n+2}}, \dots, \left(\frac{\epsilon_{n_f}}{L} \right)^{\frac{1}{m+1}} \right] \end{aligned}$$

2.4 Discretization (FTER-D)

In practice, the differentiation algorithms are usually discretized in order to be implemented in a digital environment. In (Levant, 2018), a discrete-time filtering differentiator is presented as follows:

$$\begin{bmatrix} \mathbf{w}_{k+1} \\ \mathbf{z}_{k+1} \end{bmatrix} = \begin{bmatrix} \mathbf{C}(\tau)_{n_f \times n_f} & \mathbf{D}(\tau)_{n_f \times (n+1)} \\ \mathbf{0}_{(n+1) \times n_f} & \mathbf{\Phi}(\tau)_{(n+1) \times (n+1)} \end{bmatrix} \begin{bmatrix} \mathbf{w}_k \\ \mathbf{z}_k \end{bmatrix} + \tau \mathbf{e}_{n_f} g_k + \tau \mathbf{u}_k \quad (4)$$

with $\tau = t_{k+1} - t_k$, $\mathbf{e}_{n_f} = [0 \cdots 0 \ 1 \ 0 \cdots 0]^T$, $\mathbf{w}_k = \mathbf{w}(\tau k)$, $\mathbf{z}_k = \mathbf{z}(\tau k)$, $g_k = g(\tau k)$, $\mathbf{0}_{(n+1) \times n_f}$ is a matrix whose elements are 0, the matrices $\mathbf{C}(\tau)_{n_f \times n_f}$, $\mathbf{D}(\tau)_{n_f \times n_f}$ and $\mathbf{\Phi}(\tau)_{(n+1) \times (n+1)}$ are defined as:

$$\mathbf{C}(\tau)_{n_f \times n_f} = \begin{bmatrix} 1 & \tau & 0 & \cdots & 0 & 0 \\ 0 & 1 & \tau & \cdots & 0 & 0 \\ \vdots & \vdots & \vdots & \ddots & \vdots & \vdots \\ 0 & 0 & 0 & \cdots & 1 & \tau \\ 0 & 0 & 0 & \cdots & 0 & 1 \end{bmatrix}, \mathbf{D}(\tau)_{n_f \times (n+1)} = \begin{bmatrix} 0 & 0 & \cdots & 0 \\ \vdots & \vdots & \ddots & \vdots \\ 0 & 0 & \cdots & 0 \\ \tau & 0 & \cdots & 0 \end{bmatrix}$$

$$\mathbf{\Phi}(\tau)_{(n+1) \times (n+1)} = \begin{bmatrix} 1 & \tau & \frac{\tau^2}{2!} & \frac{\tau^3}{3!} & \cdots & \frac{\tau^{n-1}}{(n-1)!} & \frac{\tau^n}{n!} \\ 0 & 1 & \tau & \frac{\tau^2}{2!} & \cdots & \frac{\tau^{n-2}}{(n-2)!} & \frac{\tau^{n-1}}{(n-1)!} \\ \vdots & \vdots & \vdots & \vdots & \ddots & \vdots & \vdots \\ 0 & 0 & 0 & 0 & \cdots & 1 & \tau \\ 0 & 0 & 0 & 0 & \cdots & 0 & 1 \end{bmatrix}$$

Furthermore \mathbf{u}_k is defined as:

$$\mathbf{u}_k = [\Psi_{0,m}(\omega_{1,k}), \cdots, \Psi_{m,m}(\omega_{1,k})]^T$$

For the differentiator (4), $f_{0,k} = f_0(\tau k)$ is assumed as in the continuous differentiator (3), $v_k = v(\tau k)$ is comprised of $n_f + 1$ components, $v_k = v_{0,k} + v_{1,k} + \cdots + v_{n_f,k}$, where $v_{i,k}$ are of the global sampling filtering order j and integral magnitude ϵ_j with $j = 0, 1, \cdots, n_f$ (Levant and Livne, 2019). Furthermore, it is assumed that the set of admissible sampling-time sequences contains sequences for any $\tau > 0$. According to Levant and Livne (2019), the discrete differentiator (4) provides the following accuracy:

$$|\sigma_{i,k}| \leq \mu_i L \rho^{n+1-i}, \quad \mu_i > 0, \quad \sigma_{i,k} = z_{i,k} - x_{i,k},$$

$$\rho = \max \left[\tau, \left(\frac{\epsilon_0}{L} \right)^{\frac{1}{n+1}}, \left(\frac{\epsilon_1}{L} \right)^{\frac{1}{n+2}}, \cdots, \left(\frac{\epsilon_{n_f}}{L} \right)^{\frac{1}{m+1}} \right],$$

$$i = 0, 1, 2, \cdots, n.$$

3. DISCRETIZATION OF ROBUST EXACT FILTERING DIFFERENTIATOR

In this Section, two discrete-time realizations of the filtering differentiator are proposed. The first one is an explicit one, which is based on an exact discretization, while the second one is an implicit algorithm.

3.1 Explicit Discretization of the robust exact filtering differentiator (FTE-E)

Applying the procedure presented in (Carvajal-Rubio et al., 2019) to the system (3), the following discrete-time realization of the differentiator is obtained:

$$\begin{bmatrix} \mathbf{w}_{k+1} \\ \mathbf{z}_{k+1} \end{bmatrix} = \mathbf{\Phi}(\tau)_{(m+1) \times (m+1)} \begin{bmatrix} \mathbf{w}_k \\ \mathbf{z}_k \end{bmatrix} + \mathbf{h}(\tau) g_k + \mathbf{B}^*(\tau) \mathbf{u}_k \quad (5)$$

Here,

$$\mathbf{h}(\tau) = \left[\frac{\tau^{n_f}}{n_f!} \cdots \frac{\tau^2}{2!} \tau \ 0 \cdots 0 \right]^T$$

and

$$\mathbf{B}^*(\tau) = \begin{bmatrix} \tau & \frac{\tau^2}{2!} & \frac{\tau^3}{3!} & \cdots & \frac{\tau^m}{m!} & \frac{\tau^{m+1}}{(m+1)!} \\ 0 & \tau & \frac{\tau^2}{2!} & \cdots & \frac{\tau^{m-1}}{(m-1)!} & \frac{\tau^m}{m!} \\ \vdots & \vdots & \vdots & \ddots & \vdots & \vdots \\ 0 & 0 & 0 & \cdots & \tau & \frac{\tau^2}{2!} \\ 0 & 0 & 0 & \cdots & 0 & \tau \end{bmatrix}$$

Using Taylor series expansion with Lagrange's remainders (see (Firey, 1960)) on system (1) the following discrete-time system is obtained:

$$\mathbf{x}_{k+1} = \mathbf{\Phi}(\tau)_{(n+1) \times (n+1)} \mathbf{x}_k + \mathbf{H}_{0,k} \quad (6)$$

with $\mathbf{H}_{0,k} = \left[\frac{\tau^{n+1}}{(n+1)!} f_0^{(n+1)}(\rho_n) \cdots \tau f_0^{(n+1)}(\rho_0) \right]^T$, $\rho_i \in (t_k, t_{k+1})$, $\mathbf{x}_k = \mathbf{x}(\tau k)$, and $|f_0^{(n+1)}(\rho_i)| \leq L$.

Then, the vector $[\mathbf{w}_{k+1}^T \ \boldsymbol{\sigma}_{k+1}^T]^T$, with $\boldsymbol{\sigma}_k = \boldsymbol{\sigma}(\tau k)$ can be represented as:

$$\begin{bmatrix} \mathbf{w}_{k+1} \\ \boldsymbol{\sigma}_{k+1} \end{bmatrix} = \mathbf{\Phi}(\tau) \begin{bmatrix} \mathbf{w}_k \\ \boldsymbol{\sigma}_k \end{bmatrix} + \mathbf{B}^*(\tau) \mathbf{u}_k - \mathbf{H}_k + \cdots + \begin{bmatrix} \mathbf{0}_{n_f \times n_f} & \mathbf{E}(\tau)_{n_f \times (n+1)} \\ \mathbf{0}_{(n+1) \times n_f} & \mathbf{0}_{(n+1) \times (n+1)} \end{bmatrix} \begin{bmatrix} \mathbf{0}_{(n_f \times 1)} \\ \mathbf{x}_k \end{bmatrix} \quad (7)$$

where $\mathbf{H}_k = [0 \ 0 \ \cdots \ 0 \ 0 \ \mathbf{H}_{0,k}^T]^T$, the vector of errors is defined as $\boldsymbol{\sigma}_k = [\sigma_0(\tau k), \sigma_1(\tau k), \cdots, \sigma_n(\tau k)]$ and

$$\mathbf{E}(\tau)_{(n_f \times (n+1))} = \begin{bmatrix} 0 & \frac{\tau^{(n_f+1)}}{(n_f+1)!} & \frac{\tau^{(n_f+2)}}{(n_f+2)!} & \cdots & \frac{\tau^m}{m!} \\ \vdots & \vdots & \vdots & \ddots & \vdots \\ 0 & \frac{\tau^2}{2!} & \frac{\tau^3}{3!} & \cdots & \frac{\tau^{(n+1)}}{(n+1)!} \end{bmatrix}$$

Due to the non-zero elements of $\mathbf{E}(\tau)_{n_f \times (n+1)}$, differentiator (5) does not guarantee convergence for functions with unbounded first n derivatives. Therefore, in order to avoid the last term of the error system (7), the following discretization is proposed based on the structure of (5):

$$\begin{bmatrix} \mathbf{w}_{k+1} \\ \mathbf{z}_{k+1} \end{bmatrix} = \begin{bmatrix} \mathbf{\Phi}(\tau)_{n_f \times n_f} & \mathbf{G}(\tau)_{n_f \times (n+1)} \\ \mathbf{0}_{(n+1) \times n_f} & \mathbf{\Phi}(\tau)_{(n+1) \times (n+1)} \end{bmatrix} \begin{bmatrix} \mathbf{w}_k \\ \mathbf{z}_k \end{bmatrix} + \mathbf{h}(\tau) g_k + \mathbf{B}^*(\tau) \mathbf{u}_k \quad (8)$$

where $\mathbf{G}(\tau)_{n_f \times (n+1)}$ and \mathbf{u}_k are defined as:

$$\mathbf{G}(\tau)_{(n_f \times (n+1))} = \begin{bmatrix} \frac{\tau^{n_f}}{n_f!} & 0 & \cdots & 0 & 0 \\ \vdots & \vdots & \ddots & \vdots & \vdots \\ \frac{\tau^2}{2!} & 0 & \cdots & 0 & 0 \\ \tau & 0 & \cdots & 0 & 0 \end{bmatrix} \mathbf{u}_k = \begin{bmatrix} \Psi_{0,m}(\omega_{1,k}) \\ \Psi_{1,m}(\omega_{1,k}) \\ \vdots \\ \Psi_{m,m}(\omega_{1,k}) \end{bmatrix}$$

For the differentiator (8) (i.e., FTE-E), $\mathbf{E}(\tau)_{n_f \times (n+1)} = \mathbf{0}_{n_f \times (n+1)}$ and

$$\begin{bmatrix} \mathbf{w}_{k+1} \\ \boldsymbol{\sigma}_{k+1} \end{bmatrix} = \begin{bmatrix} \mathbf{\Phi}(\tau)_{n_f \times n_f} & \mathbf{G}(\tau)_{n_f \times (n+1)} \\ \mathbf{0}_{(n+1) \times n_f} & \mathbf{\Phi}(\tau)_{(n+1) \times (n+1)} \end{bmatrix} \begin{bmatrix} \mathbf{w}_k \\ \boldsymbol{\sigma}_k \end{bmatrix} + \mathbf{B}^*(\tau) \mathbf{u}_k - \mathbf{H}_k \quad (9)$$

3.2 Implicit Discretization (FTER-I)

Now, consider the implicit discrete-time algorithm of the robust filtering differentiator. From the differentiator (8), the following algorithm is proposed:

$$\begin{aligned} \begin{bmatrix} \mathbf{w}_{k+1} \\ \mathbf{z}_{k+1} \end{bmatrix} &= \begin{bmatrix} \Phi(\tau)_{n_f \times n_f} & \mathbf{G}(\tau)_{n_f \times (n+1)} \\ \mathbf{0}_{(n+1) \times n_f} & \Phi(\tau)_{(n+1) \times (n+1)} \end{bmatrix} \begin{bmatrix} \mathbf{w}_k \\ \mathbf{z}_k \end{bmatrix} \\ &\quad + \mathbf{h}(\tau)g_k + \mathbf{B}^*(\tau)\mathbf{u}_k \\ \mathbf{u}_k &= [\Psi_{0,m}(\omega_{1,k+1}), \dots, \Psi_{m,m}(\omega_{1,k+1})]^T \\ \Psi_{i,m}(\omega_{1,k+1}) &\in -\lambda_{m-i}L^{\frac{i+1}{m+1}} |\omega_{1,k+1}|^{\frac{m-i}{m+1}} \end{aligned} \quad (10)$$

In order to implement the differentiator (10), $\omega_{1,k+1}$ needs to be calculated at time $t = t_k$. Using the difference equation of $\omega_{1,k+1}$, the following inclusion is obtained:

$$\begin{aligned} \omega_{1,k+1} + a_m |\omega_{1,k+1}|^{\frac{m}{m+1}} + \dots + a_1 |\omega_{1,k+1}|^{\frac{1}{m+1}} + \dots \\ + b_k \in -a_0 \text{sign}(\omega_{1,k+1}) \end{aligned} \quad (11)$$

where $b_k = \frac{\tau^{n_f}}{n_f!} (z_{0,k} - g_k) - \sum_{l=1}^{n_f} \frac{\tau^{(l-1)}}{(l-1)!} \omega_{l,k}$ and $a_l = \frac{\tau^{m-l+1}}{(m-l+1)!} \lambda_l L^{\frac{m-l+1}{m+1}}$, where $a_i \in \mathbb{R}^+$ and $b_k \in \mathbb{R}$. As in (Carvajal-Rubio et al., 2019; Brogliato et al., 2019), a new support variable is introduced as $\xi_{k+1} \in \text{sign}(\omega_{0,k+1})$. Using a similar scheme that the one presented in (Carvajal-Rubio et al., 2019), $\omega_{1,k+1}$ and ξ_{k+1} are defined as follows:

- **Case 1:** $b_k > a_0$. $\xi_{k+1} = -1$ and $\omega_{1,k+1} = -(r_0)^{m+1}$, where r_0 is the unique positive root of the polynomial:

$$p(r) = r^{m+1} + a_m r^m + \dots + a_1 r + (-b_k + a_0) \quad (12)$$

- **Case 2:** $b_k \in [-a_0, a_0]$. $\omega_{1,k+1} = 0$ and $\xi_{k+1} = -\frac{b_k}{a_0}$.
- **Case 3:** $b_k < -a_0$. $\xi_{k+1} = 1$ and $\omega_{1,k+1} = r_0^{m+1}$, where r_0 is the positive root of the polynomial:

$$p(r) = r^{m+1} + a_m r^m + \dots + a_1 r + (b_k + a_0) \quad (13)$$

Furthermore, the pair $\omega_{0,k+1} \in \mathbb{R}$ and $\xi_{k+1} \in [-1, 1]$ is unique for each set of values of a_l and b_k . With the new variable ξ_{k+1} the differentiator (10) is implemented as follows:

$$\begin{aligned} \begin{bmatrix} \mathbf{w}_{k+1} \\ \mathbf{z}_{k+1} \end{bmatrix} &= \begin{bmatrix} \Phi(\tau)_{n_f \times n_f} & \mathbf{G}(\tau)_{n_f \times (n+1)} \\ \mathbf{0}_{(n+1) \times n_f} & \Phi(\tau)_{(n+1) \times (n+1)} \end{bmatrix} \begin{bmatrix} \mathbf{w}_k \\ \mathbf{z}_k \end{bmatrix} \\ &\quad + \mathbf{h}(\tau)g_k + \mathbf{B}^*(\tau)\mathbf{v}_k \\ \mathbf{v}_k &= [\tilde{\Psi}_{0,m}(\omega_{1,k+1}), \dots, \tilde{\Psi}_{m,m}(\omega_{1,k+1})]^T \\ \tilde{\Psi}_{i,m}(\omega_{1,k+1}) &= -\lambda_{m-i}L^{\frac{i+1}{m+1}} |\omega_{1,k+1}|^{\frac{m-i}{m+1}} \xi_{k+1} \end{aligned} \quad (14)$$

Remark 1. Since ξ_{k+1} is defined for any value of $\omega_{1,k+1}$ and $\text{sign}(0) \in [-1, 1]$, $\xi_{1,k+1}$ is smoother than the function $\text{sign}(\omega_{1,k+1})$.

Remark 2. To implement the differentiator (14), r_0 needs to be computed when $b_k \notin [-a_0, a_0]$. Hence, a root finding method is needed. Here, the Halley's is used (Scavo and Thoo, 1995).

4. SIMULATION RESULTS

In order to analyze and compare the performance of the differentiators (4), (8) and (14), two variables will be used: the mean square error of z_i in the time interval $[t_{min}, t_{max}]$ (denoted M_i) and Y_i , which is defined as $Y_i = \max\{|\sigma_{i,k}| \in \mathbb{R} \mid 10s \leq t_k \leq t_{max}\}$. In the following simulations, the filtering differentiator has the following parameters $n = 3$, $n_f = 2$, $\lambda_0 = 1.1$, $\lambda_1 = 6, 75$, $\lambda_2 = 20.26$, $\lambda_3 = 32.24$, $\lambda_4 = 23.72$ and $\lambda_5 = 7$. Notice that the parameters λ_i are chosen as in (Levant, 2018). Finally, the initial condition for the differentiator is $[\omega_0^T \mathbf{z}_0^T]^T = [0, 0, 0, 0, 0, 0]$.

For the first scenario, $f_0(t) = t^4 + \sin(t)$, $L = 25$, $\tau = 0.1s$, $t_{min} = 10s$, $t_{max} = 25s$. Furthermore, there is no noise input. Figures 1-4 show the corresponding estimation errors using the three differentiators. Variables Y_i and the M_i are summarised in the Table 1.

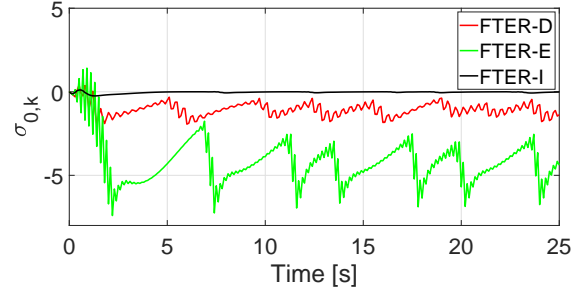


Fig. 1. Estimation error for $f_0(t)$.

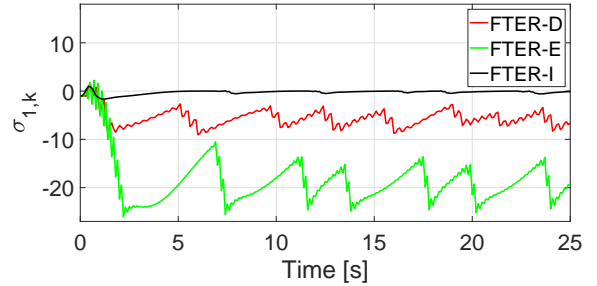


Fig. 2. Estimation error for the first derivative of $f_0(t)$.

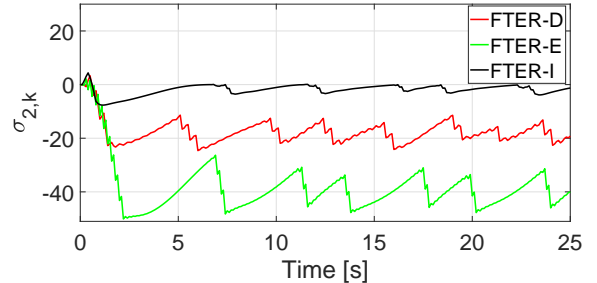


Fig. 3. Estimation error for the second derivative of $f_0(t)$.

For this scenario, the three differentiators converge in finite-time in spite of the unbounded functions $f_0(t)$, $f_0^{(1)}(t)$, $f_0^{(2)}(t)$ and $f_0^{(3)}(t)$. Moreover using the differentiator FTER-I, one obtains the best results as it can be seen in Table 1 and Figures 1-4.

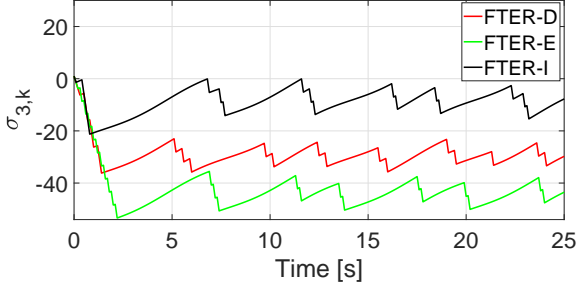


Fig. 4. Estimation error for the third derivative of $f_0(t)$.

	FTER-D	FTER-E	FTER-I
Y_0	1.8347	6.9573	0.0736
Y_1	8.7351	25.1874	0.5835
Y_2	24.18	47.741	3.8547
Y_3	35.7077	50.3692	15.4041
M_0	1.1476	4.4312	0.0256
M_1	5.9919	19.3807	0.212
M_2	18.4511	39.9016	1.7431
M_3	29.7708	43.9609	8.4592

Table 1. Y_i and M_i for Scenario I.

In the second scenario, $f_0(t) = \sin(3t) + \cos(2t) - \sin(t) + \varepsilon_t$, with $\varepsilon_t \sim \text{iid}\mathcal{N}(0, 0.1^2)$, $L = 98$, $\tau = 0.1s$, $t_{min} = 10s$ and $t_{max} = 25s$. Figures 5-8 show the corresponding estimation errors using the three differentiators. Variables Y_i and the M_i are summarised in Table 2.

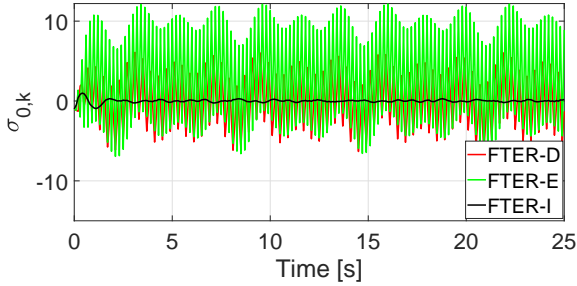


Fig. 5. Estimation error for $f_0(t)$.

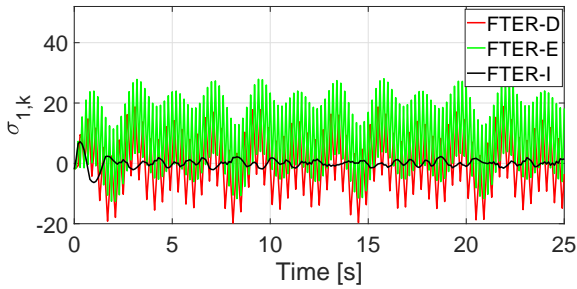


Fig. 6. Estimation error for the first derivative of $f_0(t)$.

For this scenario, the best result for the first two derivatives has been obtained using the proposed implicit differentiator, i.e., FTER-I. For the last derivative, the explicit differentiators, i.e., FTER-D and FTER-E, present better indexes Y_3 and M_3 than the implicit one.

For the last scenario, in order to test the differentiator under noise and different sampling times, the parameters

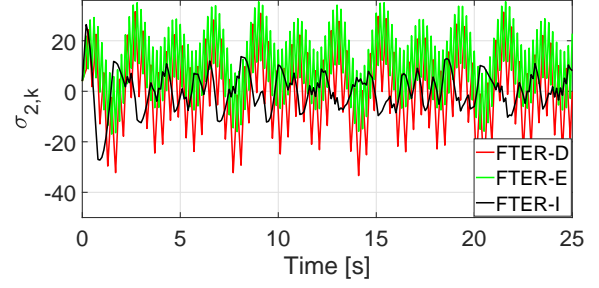


Fig. 7. Estimation error for the second derivative of $f_0(t)$.

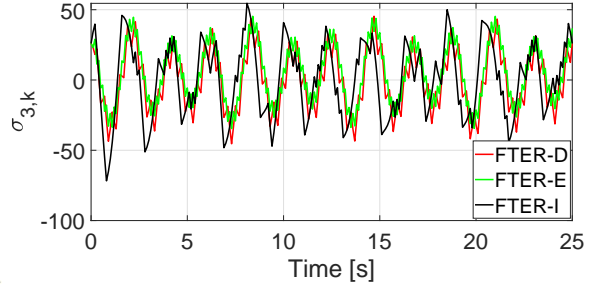


Fig. 8. Estimation error for the third derivative of $f_0(t)$.

	FTER-D	FTER-E	FTER-I
Y_0	6.322853	12.145781	0.274985
Y_1	19.63017	28.059032	2.268494
Y_2	33.374147	35.453408	12.964999
Y_3	45.347208	45.279109	50.014388
M_0	3.146707	7.543292	0.097569
M_1	9.009185	15.711948	0.882423
M_2	14.033387	17.492077	5.676374
M_3	20.517656	20.648051	23.703817

Table 2. Y_i and M_i for Scenario II.

Y_i are given for different constant sampling times in the interval $\tau \in [0.0001s, 1s]$ with a step of 0.0001s. Furthermore, $f_0(t) = \sin(3t) + \cos(2t) - \sin(t)$, $L = 98$, $t_{min} = 10s$, $t_{max} = 100s$ and the noise is selected as in (Levant and Livne, 2019), $v(t) = \cos(10000t + 0.7791) + \varepsilon_t$, with $\varepsilon_t \sim \text{iid}\mathcal{N}(0, 0.5^2)$. The results are summarised in Figures 9-11.

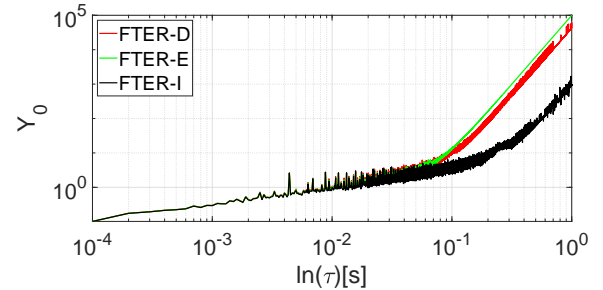
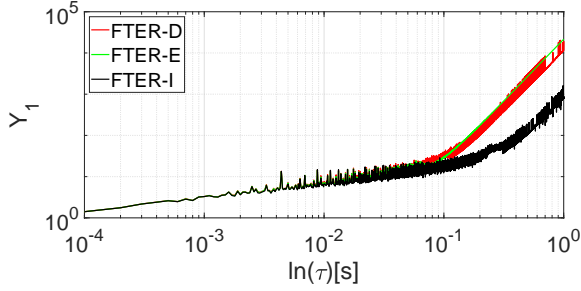
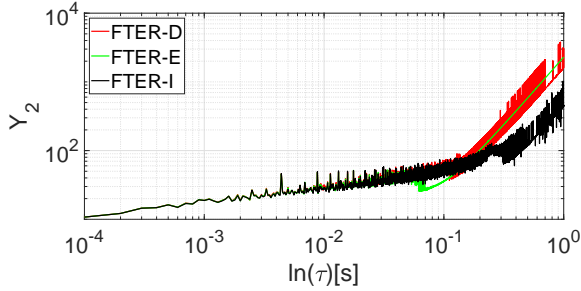
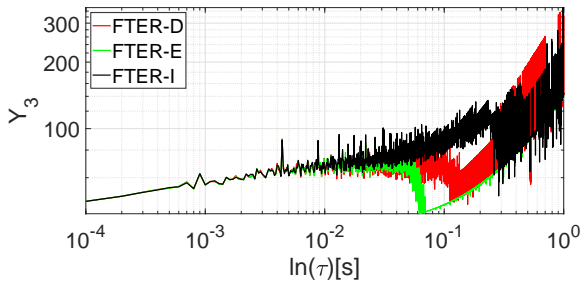


Fig. 9. Y_0 for $\tau \in [0.0001s, 1s]$.

From Figures 9-11, one can see that the differentiator FTER-I gives a better performance of the estimation of $f_0(t)$, $f_0^{(1)}(t)$ and $f_0^{(2)}(t)$ or at least similar for the different sampling times. Although, Figures could indicate that for low frequencies, the estimation of the second and third

Fig. 10. Y_1 for $\tau \in [0.0001s, 1s]$.Fig. 11. Y_2 for $\tau \in [0.0001s, 1s]$.Fig. 12. Y_3 for $\tau \in [0.0001s, 1s]$.

derivatives of the signal is better for the FTER-D and FTER-E compared with FTER-I.

5. CONCLUSION

Two novel discretization algorithms have been presented for the robust filtering differentiator. The first one, which is based on an exact discretization of the continuous differentiator, is an explicit one, while the second one is an implicit algorithm which enables to remove the numerical chattering phenomenon and to preserve the estimation accuracy properties. Both algorithms have shown a competitive performance in simulations for free-noise input and when the first n derivatives are unbounded. It is also shown a better performance of the current proposal when compared to the discrete version given in (Levant and Livne, 2019). Moreover, in simulations and under noise, the FTER-I presents a better estimation for $f_0(t)$, $f_0^{(1)}(t)$, and $f_0^{(2)}(t)$ than the obtained results using FTER-D and FTER-E. Future works will address convergence and robustness proofs for the proposed discretizations.

- Abidi, K., Xu, J.X., and Xinghuo, Y. (2007). On the discrete-time integral sliding-mode control. *IEEE Transactions on Automatic Control*, 52(4), 709–715.
- Acary, V., Brogliato, B., and Orlov, Y.V. (2011). Chattering-free digital sliding-mode control with state observer and disturbance rejection. *IEEE Transactions on Automatic Control*, 57(5), 1087–1101.
- Barbot, J.P., Levant, A., Livne, M., and Lunz, D. (2020). Discrete differentiators based on sliding modes. *Automatica*, 112, 108–633.
- Brogliato, B., Polyakov, A., and Efimov, D. (2019). Implicit discrete-time twisting controller without numerical chattering: Analysis and experimental results. *IEEE Transactions on Automatic Control*.
- Carvajal-Rubio, J., Loukianov, A., Sánchez-Torres, J., and Defoort, M. (2019). On the discretization of a class of homogeneous differentiators. In *16th International Conference on Electrical Engineering, Computing Science and Automatic Control (CCE)*, 1–6.
- Chitour, Y. (2002). Time-varying high-gain observers for numerical differentiation. *IEEE Transactions on Automatic Control*, 47(9), 1565–1569.
- Davila, J., Fridman, L., and Levant, A. (2005). Second-order sliding-mode observer for mechanical systems. *IEEE Transactions on Automatic Control*, 50(11), 1785–1789.
- Drakunov, S.V. and Utkin, V. (1990). On discrete-time sliding modes. In *Nonlinear Control Systems Design*, 273–278. Elsevier.
- Edwards, C. and Spurgeon, S. (1998). *Sliding mode control: theory and applications*. Crc Press.
- Filippov, A.F. (2013). *Differential equations with discontinuous righthand sides: control systems*, volume 18. Springer Science & Business Media.
- Firey, W.J. (1960). Remainder formulae in Taylor's theorem. *The American Mathematical Monthly*, 67(9), 903–905.
- Huber, O., Acary, V., Brogliato, B., and Plestan, F. (2016). Implicit discrete-time twisting controller without numerical chattering: Analysis and experimental results. *Control Engineering Practice*, 46, 129–141.
- Kalman, R.E. (1960). A new approach to linear filtering and prediction problems. *Journal of basic Engineering*, 82(1), 35–45.
- Koch, S. and Reichhartinger, M. (2018). Discrete-time equivalent homogeneous differentiators. In *International Workshop on Variable Structure Systems (VSS)*, 354–359.
- Koch, S., Reichhartinger, M., Horn, M., and Fridman, L. (2019). Discrete-time implementation of homogeneous differentiators. *IEEE Transactions on Automatic Control*.
- Levant, A. (2003). Higher-order sliding modes, differentiation and output-feedback control. *International journal of Control*, 76(9-10), 924–941.
- Levant, A. (2018). Filtering differentiators and observers. In *International Workshop on Variable Structure Systems (VSS)*, 174–179.
- Levant, A. and Livne, M. (2011). Exact differentiation of signals with unbounded higher derivatives. *IEEE Transactions on Automatic Control*, 57(4), 1076–1080.

- Levant, A. and Livne, M. (2019). Robust exact filtering differentiators. *European Journal of Control*.
- Livne, M. and Levant, A. (2014). Proper discretization of homogeneous differentiators. *Automatica*, 50(8), 2007–2014.
- Luo, D., Xiong, X., Jin, S., and Chen, W. (2019). Implicit euler implementation of twisting controller and super-twisting observer without numerical chattering: Precise quasi-static mems mirrors control. In *MATEC Web of Conferences*, volume 256, 03004.
- Mboup, M., Join, C., and Fliess, M. (2009). Numerical differentiation with annihilators in noisy environment. *Numerical algorithms*, 50(4), 439–467.
- Nguyen, T., Azimi, V., Su, W.C., and Edwards, C. (2017). Improvement of control signals in output feedback sliding mode control of sampled-data systems. In *2017 American Control Conference (ACC)*, 5762–5767.
- Reichhartinger, M., Spurgeon, S., Forstinger, M., and Wipfler, M. (2017). A robust exact differentiator toolbox for Matlab[®] Simulink[®]. In *IFAC World Congress*, 1711–1716.
- Scavo, T. and Thoo, J. (1995). On the geometry of Halley’s method. *The American Mathematical Monthly*, 102(5), 417–426.
- Shtessel, Y., Edwards, C., Fridman, L., and Levant, A. (2014). *Sliding mode control and observation*. Springer.
- Spurgeon, S.K. (2008). Sliding mode observers: a survey. *International Journal of Systems Science*, 39(8), 751–764.
- Su, W.C., Drakunov, S.V., and Ozguner, U. (2000). An $o(t/\sup 2/)$ boundary layer in sliding mode for sampled-data systems. *IEEE Transactions on Automatic Control*, 45(3), 482–485.
- Utkin, V.I. (1994). Sliding mode control in discrete-time and difference systems. In *Variable Structure and Lyapunov Control*, 87–107. Springer.